



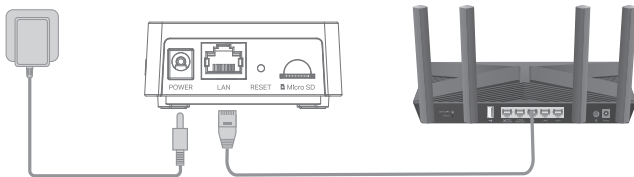
Quick Start Guide

Smart Hub

©2025 TP-Link 7100001131 REV1.3.0
*Images may differ from your actual product.

Connect the Hub

Connect the hub to your home router using the Ethernet cable provided, and then power on the hub.



Set Up the Hub

1. Get the **Tapo** app from the App Store or Google Play, and log in.



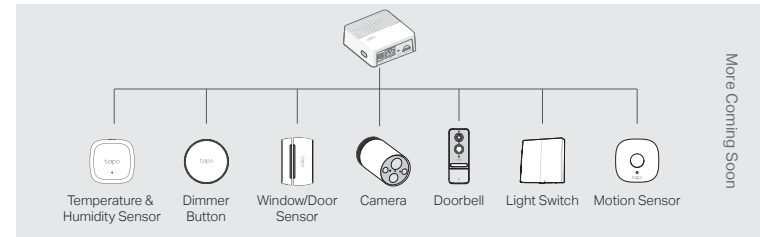
OR



2. Tap the **+** button in the app and select your model. Follow the in-app instructions to complete setup.

Add Tapo Accessories

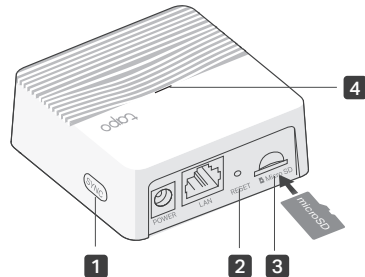
After the Tapo hub is successfully added, connect your Tapo devices to your hub.



Compatibility:

Check compatible accessories at
<https://www.tp-link.com/tapo-h200/product-list/>

Hub Appearance



1 SYNC Button

Press to pair with compatible devices, or silence the hub when it rings.

2 RESET

Use a pin to press and hold for at least 5 seconds until the LED quickly blinks red to reset the hub.

3 microSD Card Slot

Insert a microSD card to record videos of connected cameras and doorbells. Initialize the microSD card within the Tapo app first.

*microSD card not included.

4 Status LED

Indicate the status of your hub.

Status LED Indications

| | |
|------------------------|------------------------|
| Solid red | Starting up |
| Blinking red and green | Ready for setup |
| Solid amber | Connected to router |
| Solid green | Connected to the cloud |
| Blinking green slowly | Pairing |
| Blinking red quickly | Hub resetting |
| Blinking green quickly | Hub updating |

Safety Information

- Do not use damaged charger or USB cable to charge the device.
- Do not use any other chargers than those recommended.
- Do not use the device where wireless devices are not allowed.
- Adapter shall be easily accessible.
- Use only power supplies which are provided by manufacturer and in the original packing of this product. If you have any questions, please don't hesitate to contact us.
- Keep the device away from water, fire, humidity or hot environments.
- Do not place near automatically controlled devices such as fire alarms. Radio waves emitted from this product may cause such devices to malfunction resulting in an accident.
- Observe restrictions on using wireless products in fuel depots, chemical plants or when blasting operations are in progress.
- Never put metal objects inside the product. If a metal object enters the product turn off the circuit breaker and contact an authorised electrician.
- This product is not intended to be used when providing medical care. Consult the manufacturer of any personal medical devices, such as pacemakers or hearing aids to determine if they are adequately shielded from external RF (radio frequency) energy.
- Do not use this product in health care facilities. Hospitals or health care facilities may be using equipment that could be sensitive to external RF energy.
- When you leave the product unused for a long time unplug the product from the power outlet.
- This product may interfere with other electronic products such as TV, radios, personal computers, phones or other wireless devices.

Operating Temperature: 0 °C ~ 40°C (32°F ~ 104°F)
Operating Humidity: 10%~90%RH, Non-condensing
Please read and follow the above safety information when operating the device. We cannot guarantee that no accidents or damage will occur due to improper use of the device. Please use this product with care and operate at your own risk.

TP-Link hereby declares that the smart hub is in compliance with the essential requirements and other relevant provisions of directives 2014/53/EU, 2009/125/EC, 2011/65/EU and (EU) 2015/863.

The original EU declaration of conformity may be found at <https://www.tapo.com/support/ce/>

TP-Link hereby declares that the smart hub is in compliance with the essential requirements and other relevant provisions of the Radio Equipment Regulations 2017.

The original UK declaration of conformity may be found at <https://www.tapo.com/support/ukca/>

For EU/UK Region:

Operating Frequency / Nominal Operating Frequency / Max Output Power:

2400MHz~2483.5MHz / 20dBm

863~865MHz / 863.35MHz / 25mW (e.r.p)

863~865MHz / 864.35MHz / 25mW (e.r.p)

868~868.6MHz / 868.35MHz / 25mW (e.r.p)



Need some help?

Visit www.tapo.com/support/ for technical support, user guides, FAQs, warranty & more

